



dpdgroup

MyDPD File Import Specification

November 2020

Version 3.0

Copyright © DPDgroup 2020

Confidential

Version History

Version	Changes	Date	Author
3.0	Document Created	Nov '20	JM: Customer Integration

Copyright

The information contained within this document is the property of DPDgroup. This information is issued in confidence to the intended recipients only and must not be reproduced, used or disclosed in whole or in part or given or otherwise communicated to any third party without the prior written permission of DPDgroup.

Disclaimer

This document is subject to change, so please ensure prior to any development you obtain the latest version of the technical specification from our FTP Server.

Any advice given or statements or recommendations made shall not in any circumstances constitute or be deemed to constitute a warranty by disclosed in whole or in part or given or otherwise communicated to any third party without the prior written permission of DPDgroup as to the accuracy of such advice, statements or recommendations disclosed in whole or in part or given or otherwise communicated to any third party without the prior written permission of DPDgroup shall not be liable for any loss, expense, damage or claim arising out of the advice given or not given or statements made or omitted in connection with this document.

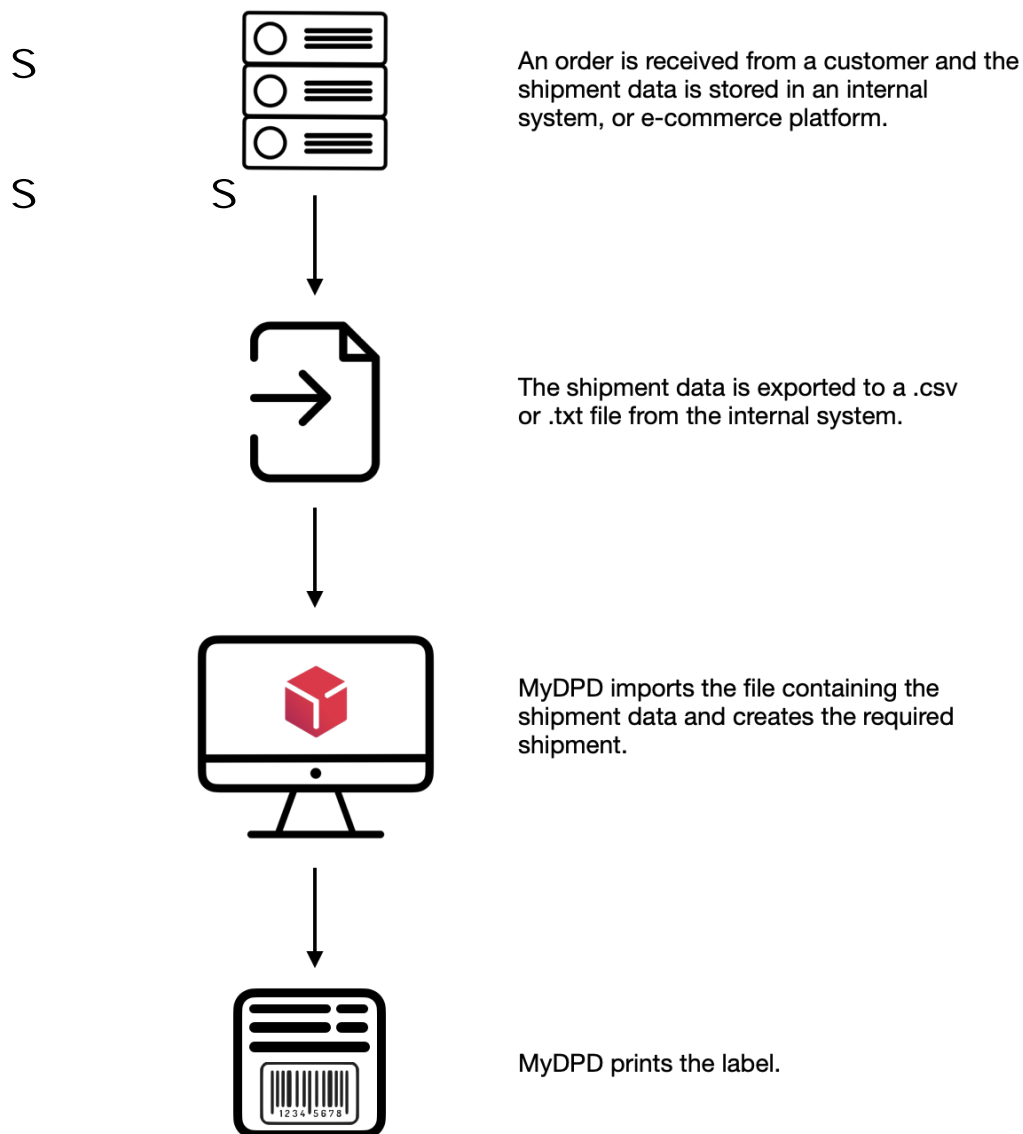
Workflow	(4
File Format)s	5
Mandatory Fields		6
Example Mapping	%)s	12
Import Settings		13
Automatic Printing)s	15
Search and Print		16
Scanning Screen		17
International Shipment with a Single Product	%s	19
International Shipment with Multiple Products	%s	19
DPD Domestic Service Codes	&%s	21
DPD International Service Codes		22
DPD Local Domestic Service Codes	&'s	23
DPD Local International Service Codes		24

Importing Shipment Data

Using an import file allows you to create multiple shipments quickly and reduces the risk of data errors

This guide covers the setup process, data configuration and the printing options available in MyDPD.

Key Steps



7 fYUh]b['Ub' =a dcfh:]`Ys

MyDPD has the ability to import a file containing multiple lines of shipment data, but it must be in line with our specification.

:]Y': cfa Uhs

MyDPD can accept "Wj" or "H" file formats with a delimiter of 7 ca a U'fzŁD]dY'flpŁ7c`cb'f\$. ŁGYa]!W`cb'fl/ŁH]`XY'flr'Łor'HUV to separate the shipment data fields.

MyDPD will attempt to import any files that have the defined extension (i.e .csv) that you have saved in your import directory folder. Any filename can be used for the import file import file.

For domestic shipping, each line of data represents a new shipment. This means you can include a single, or multiple shipments in a single import file.

International shipping requires the shipment delivery information, along with electronic customs invoice data. See Pages 18 - 20 for more details.

A UbXUhc fm: JY`Xgs

MyDPD can capture a variety of information about the shipment being sent. Below is a table of the key fields available within MyDPD.

The mandatory fields for domestic shipping are highlighted in green. The mandatory fields for international shipping are highlighted in orange.

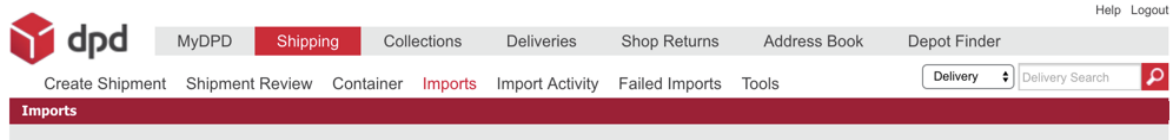
G Jda Ybh8 UH				
: JY`X`HndYs	8ca Ygh]W6 A UbXUhc fms	hYfbUHjcbUs A UbXUhc fms	A UI : JY`Xs @Yb[h's	9I Ua d'Y`8UHs
Ö q^i^Á [i*æãæ]Ðæ^Á	"	ÿÁ	HÁ	Pæ æPæq ^Á~•^ { Á
Ö q^i^Áãá!••Áq^ÁÁ Q []^i^cÐd^ÁDÁ	ÿÁ	ÿÁ	HÁ	Ô { , ^ Ü[æÁ
Ö q^i^Áãá!••Áq^ÁÁ Q ææDÁ	"	"	HÁ	Ù[~oó^)*q*d}Á
Ö q^i^Áãá!••Áq^ÁÁ QæDÁ	ÿÁ	ÿÁ	HÁ	Š}á[]Á
Ö q^i^Áãá!••Áq^ÁÁ Q ~}cÐæDÁ	"	"	HÁ	Ö ^æ Š}á[]Á
Ö q^i^Á[•æ]á^Á	ÿÁ	ÿÁ	ĪÁ	ÙYĪÁÖÖÁ
Ö q^i^Á ~}d^Áá^Á	"	ÿÁ	GÁ	ÖÖÁ
Ö q^i^Áãáãã}æÁ q {i{æ}Á	"	"	í€Á	Ö q^i^Á[Áã^Á}dæ&Á
Ö q^i^Á }æó}æ^Á	Á	ÿÁ	GÁ	R ^Ü{æó
Ö q^i^Á }æó c @}^Á~{à^Á	Á	ÿÁ	FíÁ	€FGĪJíF€€Á
Ö q^i^Á&•q{^i^Á-ĪÁ	"	"	GÁ	UÜÖ€FGHĪíÁ
Ö q^i^Á&•q{^i^Á-ĪGÁ	"	"	GÁ	UÜÖ€FGHĪíÁ
Ö q^i^Á&•q{^i^Á-ĪÁ	"	"	GÁ	UÜÖ€FGHĪíÁ
Ö q^i^Á&•q{•Áæ^Á ÖÖÜDÁ	Á	ÿÁ	F€Á	F€€Á
Ö q^i^Á&•&q}Á	Á	ÿÁ	GÁ	Ö ^æ ^ãá!••&q}Á-@æ Á ^•^}qÁ@Á]æ& ĪÁ
Ö q^i^Á[Á-Áææ^Á	Á	ÿÁ	GÁ	FÁ
Ö q^i^Á[ãææ]Á ^{æãá!••Á	"	Ü^Á[•Á	í€Á	Tæãã!~q {i{æ}Á^ãá!~q }æó@Á ^&q^i^Á@ ^Á~c ææÁææ ^Á-!Á
Ö q^i^Á[ãææ]Á ÜTÜÁ~{à^Á	"	Ü^Á[•Á	FíÁ	Ö q^i^Á{æ !ÜTÜÁ~{à^Á ^Á æ&}€æãá!••&q}Á-@æ Á ^•^}qÁ@Á]æ& ĪÁ



A Udd]b['Ub' a dcfh:]`Ys

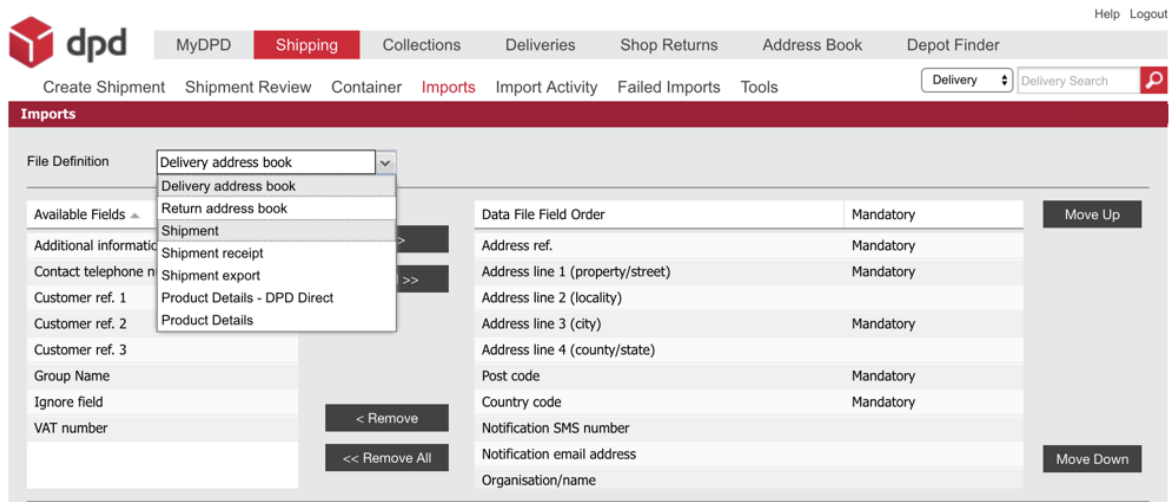
Once the import file has been created, MyDPD needs to know the order of the information in the file and how it is presented. We refer to this as mapping the import file.

To map the file login to MyDPD and navigate to G\]dd]b['2' a dcfhs



S

Click on the :]Y'8YZ]b]h]cb drop down menu and select G\]da Ybhs



S

Two lists will then be displayed. The list on the left is the 'j U]UV`Y':]Y`Xg and the list on the right is the 8UHJ':]Y':]Y`X`C fXYf list.

ALL ORDERS AND CONTRACTS FOR THE SUPPLY BY DPD OF CARRIER SERVICES SHALL BE GOVERNED BY ITS STANDARD [TERMS & CONDITIONS](#) OF TRADING.
 DPD is a trading division of DPDgroup Limited. Registered office: PO Box 6979, Roebuck Lane, Smethwick, West Midlands, B66 1BN. Registered in England and Wales No 732993

The Data File field Ordef is where the order of the information in the import file is defined.

The field at the top of the Data File Field Order list will be the data provided in the first field in the import file. The second field listed in the Data File Field Order list will be the second field in the import file.

To add fields to the Data File Field Order list you can click and drag them from the Available Fields list and place them in the Data File Field Order, or you can use the Add and Remove buttons on screen.

You can add as many fields as required, but it is key every field in your import file is mapped in the Data File Field Order list.

The number of fields listed in the Data File Field Order list must match the number of fields present in the file.

9l Ua d`Y`A Udd]b[s

: J`Xs Dcg]cbs	A UbXUc fms	8UHJ: J`Y: J`X`C fXYfs	=a dcfh: J`Y`8UHJs
1	Mš	Delivery Address Line 1	Cromwell Road
2	s	Delivery Address Line 2	South Kensington
3	Mš	Delivery Address Line 3	London
4	s	Delivery Address Line 4	
5	Mš	Delivery Postcode	SW7 5BD
6		Delivery Customer Ref 1	Order192837
7		Ignore	Order from website
8		Delivery Notification SMS	07123456789
9		Ignore	

The table above shows an example import file. The Import File Data column represents the data in the import file. The Data File Field Order column shows the fields that would be used in the import mapping.

The number of fields in the import file match the number of fields mapped in the Data File Field Order list. This is helped by using the Ignore field in the Data File Field Order list.

The Ignore field allows the user to tell MyDPD that a field is present, but the data is irrelevant or the field is blank (See Field Positions 7 and 9).

The data import file in this example would appear as follows:

```
7 fca k Y` F cUXzGci h` ? Ybg]b[ hcbž@cbXcbžGK +) 68žC fXYf% & , ' +žC fXYf` žfca s
k YVg]hYž$+%& ( ) * +, - žs
```

Please note the data in the example only goes on to a second line in this document due to the size constraint of the page.

File Import Mapping Options

Beneath the file import mapping lists, there is a series of options relating to the import file and printing process:

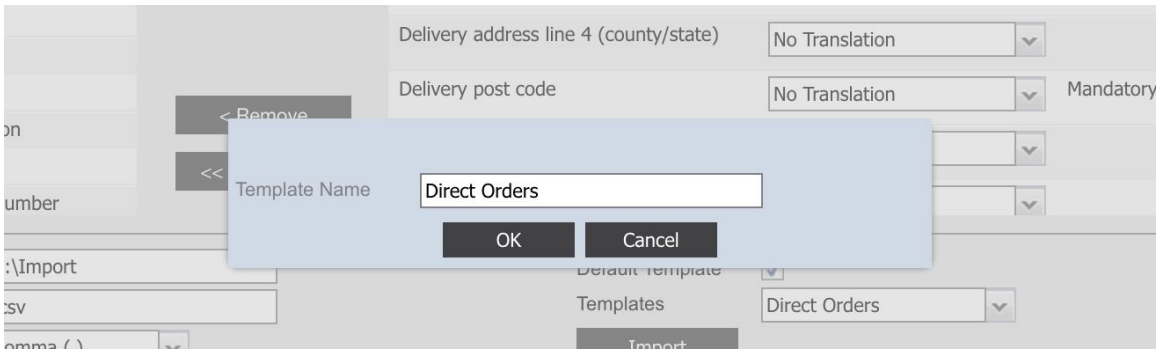
ALL ORDERS AND CONTRACTS FOR THE SUPPLY BY DPD OF CARRIER SERVICES SHALL BE GOVERNED BY ITS STANDARD [TERMS & CONDITIONS OF TRADING](#).
 DPD is a trading division of DPDgroup Limited. Registered office: PO Box 6979, Roebuck Lane, Smethwick, West Midlands, B66 1BN. Registered in England and Wales No 732993

Field Name	Description	Value
Import Directory	The folder location on the computer where MyDPD imports the shipment data file from	C:\import
Import Extension	The file type of the the shipment data file	.csv
Field Delimiter	The character that separates the data in the shipment data file	Comma (,)
Product Field Delimiter	The character that separates the data in certain international shipments in the shipment data file	Pipe ()
Print Label on Import	The label automatically printed as soon as the shipment data is imported	Checkbox
Select Printing Sequence	Defines if the print order is the import sequence or by the data in Reference 1 (Only displayed if Print Label on Import is enabled)	Import order (default)
Disable Bad Labels	Stops MyDPD printing a label telling the user there was an error in the shipment data file	Checkbox
Auto Import	Automatically imports the shipment data file from the import directory	Checkbox

Header Lines	Defines how many lines of data MyDPD should ignore at the start of the shipment data file	1
Footer Lines	Defines how many lines of data MyDPD should ignore at the end of the shipment data file	0
Weight = 0 set to	Defines the weight of shipments that have a weight of '0' in the shipment data file	4

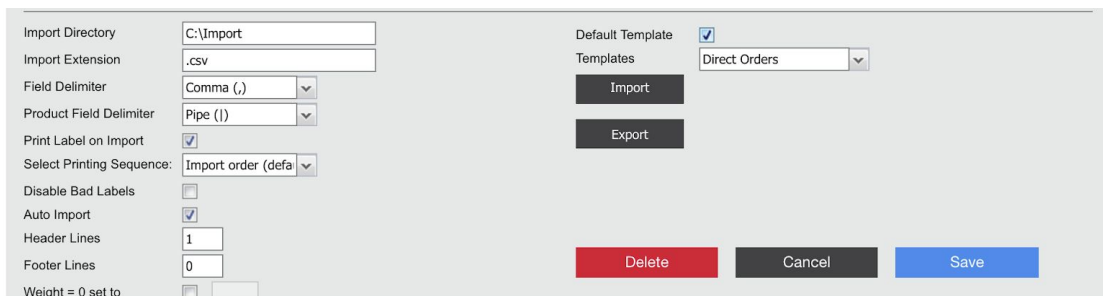
Once the setup process has been completed, click on GUJ Y at the bottom corner of the screen.

A pop-up window will appear requesting you name the mapping template. This is because you can store multiple mapping templates within MyDPD.



If you use the same template name, it will overwrite the previous saved template. If a different template name is used, a second template will be saved.

If multiple templates are saved, please ensure the default template is ticked.



ALL ORDERS AND CONTRACTS FOR THE SUPPLY BY DPD OF CARRIER SERVICES SHALL BE GOVERNED BY ITS STANDARD [TERMS & CONDITIONS](#) OF TRADING.
 DPD is a trading division of DPDgroup Limited. Registered office: PO Box 6979, Roebuck Lane, Smethwick, West Midlands, B66 1BN. Registered in England and Wales No 732993

DPD MyDPD

Once a shipment has been created in MyDPD there are multiple ways of printing the final label.

MyDPD can accommodate a variety of workflows depending on your needs.

Printing shipping labels

MyDPD can print the shipping labels as soon as an import file has been imported.

To enable this, tick the **Print Label on Import** checkbox in the **Import Settings** screen.

The screenshot shows the 'Imports' configuration page in MyDPD. The 'Print Label on Import' checkbox is checked and highlighted with a red box. The 'Select Printing Sequence' dropdown is set to 'Import order (default)'. Other settings include 'Import Directory' (C:\Import), 'Import Extension' (.csv), 'Field Delimiter' (Comma), and 'Product Field Delimiter' (Pipe). The 'Import' and 'Export' buttons are visible, along with 'Cancel' and 'Save' buttons at the bottom.

With **Print Label on Import** enabled, all the valid shipments will be automatically printed from the import file.

The print order of the labels is defined by the **Select Printing Sequence** dropdown menu. The labels can be printed in the order in which they were imported by using the **Import Order** option, or alternatively a reference field can be used to define the label print sequence.

GYUfVX `UbX `Df]bhs

MyDPD can create a shipment using an import file, but it can be instructed not to print the label straight away.

This allows the user to print labels for a specific shipment when they are required.

Df]bh@UVY`cb`a dcfh must be disabled within the a dcfhgYH]b[g. This allows the user to import a file, without producing a label automatically.

Shipments can be searched for using almost any shipment data within Shipment Review. Once the relevant shipment has been found, tick the checkbox to the left of the relevant shipment and click on Print Shipment at the bottom of the screen.

Our One Hour Delivery Window service Predict is free. Please complete either or both of the Predict fields on the Create Shipment page to notify the receiver. [Read more](#)

Search: Date: Filter Reset

Parcels ready for manifest: Total Parcels: 0 Total Consignments: 0 Total Weight: 0 Kg

<input checked="" type="checkbox"/>	Reference 1	Shipment Date	Consignment	Country	Postcode	Product/Service	Packages	Status	Voided	Printed	View	Edit	Held
<input checked="" type="checkbox"/>	ORD-12345	24/11/2020	5362538745	GB	B694DA	Parcel - Dpd Next Day	1	Unknown	No	No			No

Showing 1 - 1 of 1

Buttons: Delete, Void, Unvoid, Change Date, Print Shipment, Hold, Unhold, Send to File

ALL ORDERS AND CONTRACTS FOR THE SUPPLY BY DPD OF CARRIER SERVICES SHALL BE GOVERNED BY ITS STANDARD [TERMS & CONDITIONS](#) OF TRADING.
DPD is a trading division of DPDgroup. Registered office: PO Box 6979, Roebuck Lane, Smethwick, West Midlands, B66 1BN. Registered in England and Wales No 732993

GWbb]b['GWYYbs

The Scanning screen isn't enabled by default on all logins. To enable the Scanning screen, please contact the account holders commercial contact within DPDgroup.

The GWbb]b['screen allows the user to search for unprinted shipments using the data held in the FZYfYbW %field. Every shipment must have a unique value in Reference 1.

The Scanning screen is designed for use with barcode scanners to input the Reference 1 data, but a user can also type in the information if preferred.

The screenshot shows the DPD Scanning interface. At the top, there is a navigation bar with the DPD logo and menu items: MyDPD, Shipping (highlighted), Collections, Deliveries, Shop Returns, Address Book, and Depot Finder. Below this is a secondary navigation bar with options: Create Shipment, Shipment Review, Container, Imports, Import Activity, Scanning (highlighted), Failed Imports, and Tools. A search bar for 'Delivery Search' is also present.

The main content area is titled 'Scanning' and includes a message: 'Our One Hour Delivery Window service Predict is free. Please complete either or both of the Predict fields on the Create Shipment page to notify the receiver. Read more'. Below this are three sections: 'Delivery Details', 'Package Details', and 'Delivery Contact'.

Delivery Details:

- Scan Reference *: ORD-12345
- Country *: UNITED KINGDOM
- Postal/Zip Code *: B694DA (with 'Find Postcode' button)
- Organisation/Name: D P D GROUP UK LTD
- Address 1 *: BROADWELL WORKS BIRMINGHAM ROAD
- Address 2: (empty)
- City *: OLDBURY
- County/State: WEST MIDLANDS
- Delivery Information (Max. 50): (empty)

Package Details:

- Total No of Packages *: 1
- Total Weight (Kg) *: 1
- Product *: Parcel
- Service *: Dpd Next Day
- Extended Liability: No
- Shipment Date *: Tuesday - 24/11/2020 (with 'Remember Date' checkbox)
- Your Reference 2: (empty)
- Your Reference 3: (empty)
- Collect on Delivery: No

Delivery Contact:

- Contact: JAYNE SMITH
- Telephone: 01215002510
- Notification Email Predict: (empty)
- Notification Text Predict: (empty)

At the bottom of the form are three buttons: 'Clear', 'Print Later', and 'Print Now'.

ALL ORDERS AND CONTRACTS FOR THE SUPPLY BY DPD OF CARRIER SERVICES SHALL BE GOVERNED BY ITS STANDARD [TERMS & CONDITIONS](#) OF TRADING.
DPD is a trading division of DPDgroup. Registered office: PO Box 6979, Roebuck Lane, Smethwick, West Midlands, B66 1BN. Registered in England and Wales No 732993

International Shipment Data

An International shipment must include the Delivery Information and extra data required for customs.

The Delivery Information and Electronic Customs Data will be presented on a single line in the import file. This is referred to as the Shipment Data in the examples on the following pages.

Product Data is also required to complete the Electronic Customs Data. Product Data must be included for every item that is being sent and presented on separate lines.

The import file must contain one line of Shipment Data and as many separate lines of Product Data as required.

Every line of Product Data must be preceded with a field containing 'PRD'.

The Shipment Data and Product cannot use the same field delimiter.

The full list of mandatory fields for the Shipment Data and the Product Data can be found on Pages 6 - 9.

⇒hYfbUj]cbU`G\]da Ybh'9I Ua d`Y`a dcfh:]Ygs

⇒hYfbUj]cbU`G\]da Ybh'k]h`U`G]b[`Y`DfcXi Ws

<YUXYf`@]bY`fH\]g`]gb ha UbXUhcfmž]h]g`↑ ghZcf`fYZfYbWtS

G\]da Ybh'8UUs

DfcXi Ws8UH`f#XYbh]Z]YfzDUfW`zXYgWf]dh]cbžei Ubh]mž b]hk Y][\hž b]hj U'i Yž#Ya s
cf][]bžDfcXi Ws'hdYŁ s

customer_ref1|delivery_organisation|delivery_addressline1|delivery_addressline2|delivery_ addressline3|delivery_addressline4|delivery_post_code|delivery_country_code|delivery_ins tructions|delivery_contact_number|delivery_contact_name|description|customs_value|servi ce_code|number_of_parcel|total_weight|notification_email|notification_sms|is_insured|insu rance_value|generate_customs_data|invoice_type|export_reason|country_of_origin|receive r_organisation|receiver_addressline1|receiver_addressline2|receiver_addressline3|receiver _addressline4|receiver_post_code|receiver_country_code|receiver_contact_name|receiver _contact_number|null|receiver_vat_number|invoice_organisation|invoice_addressline1|invoi ce_addressline2|invoice_addressline3|invoice_addressline4|invoice_post_code|invoice_co untry_code|invoice_contact_name|invoice_contact_number|invoice_vat_number|shippers_ destination_tax_id|vat_paid

international001|delivery_organisation|delivery_addressline1|delivery_addressline2|delivery_ adde

ssline3|delivery_addressline4|12345|us|delivery_instructions|123456|delivery_contact_nam e|description|30|1^50|1|5|notification_email@test.com|123654789|N||Y|1|01|GB|receiver_or ganisation|receiver_addressline1|receiver_addressline2|receiver_addressline3|receiver_ad dressline4|12345|US|receiver_contact_name|9876543210|receiveremail@test.com|rvat000 111111|invoice_organisation|invoice_addressline1|invoice_addressline2|invoice_addresslin e3|invoice_addressline4|b661by|GB|invoice_contact_name|321456987|GBUNREG||N

PRD,1,Warehouse embroidered floral silk tunic,1,5,30,IN,Womens Day Dress

S

⇒hYfbUj]cbU`G\]da Ybh'k]h`A i`h]d`Y`DfcXi Wg

S

<YUXYf`@]bY`fH\]g`]gb ha UbXUhcfmž]h]g`↑ ghZcf`fYZfYbWtS

G\]da Ybh'8UUs

DfcXi Ws8UH`f#XYbh]Z]YfzDUfW`zXYgWf]dh]cbžei Ubh]mž b]hk Y][\hž b]hj U'i Yž#Ya s
cf][]bžDfcXi Ws'hdYŁ s

customer_ref1|delivery_organisation|delivery_addressline1|delivery_addressline2|delivery_addressline3|delivery_addressline4|delivery_post_code|delivery_country_code|delivery_instructions|delivery_contact_number|delivery_contact_name|description|customs_value|service_code|number_of_parcels|total_weight|notification_email|notification_sms|is_insured|insurance_value|generate_customs_data|invoice_type|export_reason|country_of_origin|receiver_organisation|receiver_addressline1|receiver_addressline2|receiver_addressline3|receiver_addressline4|receiver_post_code|receiver_country_code|receiver_contact_name|receiver_contact_number|null|receiver_vat_number|invoice_organisation|invoice_addressline1|invoice_addressline2|invoice_addressline3|invoice_addressline4|invoice_post_code|invoice_country_code|invoice_contact_name|invoice_contact_number|invoice_vat_number|shippers_destination_tax_id|vat_paid

international001|delivery_organisation|delivery_addressline1|delivery_addressline2|delivery_addressline3|delivery_addressline4|12345|us|delivery_instructions|123456|delivery_contact_name|description|100|1^50|3|20|notification_email@test.com|123654789|N||Y|1|01|GB|receiver_organisation|receiver_addressline1|receiver_addressline2|receiver_addressline3|receiver_addressline4|12345|US|receiver_contact_name|9876543210|receiveremail@test.com|rvat00111111|invoice_organisation|invoice_addressline1|invoice_addressline2|invoice_addressline3|invoice_addressline4|b661by|GB|invoice_contact_name|321456987|GBUNREG||N

PRD,1,Warehouse embroidered floral silk tunic,1,5,30,IN,Womens Day Dress
 PRD,1,Warehouse embroidered floral silk tunic,1,5,30,IN,Womens Day Dress
 PRD,1,Warehouse embroidered floral silk tunic,1,10,40,IN,Womens Day Dress

8D8 'GYfj]W'7 cXYgs

8D8 '8ca Ygh]WGYfj]W'7 cXYgs

GÖä äÖ[ä^Á	Ú ä~ &Á	U^ çæ^Á
FäFFÁ	ÚÖËÛÖÖSÁ	V, [Öæ Á
FäFGÁ	ÚÖËÛÖÖSÁ	Þ^çöÖæ Á
FäFHÁ	ÚÖËÛÖÖSÁ	ÖUÖÆGA
FäFI Á	ÚÖËÛÖÖSÁ	ÖUÖÆEHEÁ
FäFÍ Á	ÚÖËÛÖÖSÁ	Úæ äæ Á
FäFÌ Á	ÚÖËÛÖÖSÁ	Úæ äæ ÆGA
FäFÎ Á	ÚÖËÛÖÖSÁ	Úæ äæ ÆEHEÁ
FäÆFÁ	ÚÖËÛÖÖSÁ	Ú } äæ Á
FäÆÍ Á	ÚÖËÛÖÖSÁ	Ú } äæ ÆEHEÁ
FäGJÁ	ÚÖËÛÖÖSÁ	Ú } äæ ÆGA
GÖä äÖ[ä^Á	Ú ä~ &Á	U^ çæ^Á
FäJFÁ	ÛPÛGÛPÛUÁ	ÛPÛGÛPÛUÁ
GÖä äÖ[ä^Á	Ú ä~ &Á	U^ çæ^Á
FäI JÁ	PÛT ÖÖÖSSÁ	P { ^&ç Á
GÖä äÖ[ä^Á	Ú ä~ &Á	U^ çæ^Á
FäHGÁ	ÖYÛÛÖÛÛÛÖSÁ	Þ^çöÖæ Á
FäHHÁ	ÖYÛÛÖÛÛÛÖSÁ	ÖUÖÆGA
FäHI Á	ÖYÛÛÖÛÛÛÖSÁ	ÖUÖÆEHEÁ
FäHÍ Á	ÖYÛÛÖÛÛÛÖSÁ	Úæ äæ Á
FäHÌ Á	ÖYÛÛÖÛÛÛÖSÁ	Úæ äæ ÆGA
FäHÎ Á	ÖYÛÛÖÛÛÛÖSÁ	Úæ äæ ÆEHEÁ
FäÆJÁ	ÖYÛÛÖÛÛÛÖSÁ	Ú } äæ Á
FäGHÁ	ÖYÛÛÖÛÛÛÖSÁ	Ú } äæ ÆEHEÁ
FäI FÁ	ÖYÛÛÖÛÛÛÖSÁ	Ú } äæ ÆGA
GÖä äÖ[ä^Á	Ú ä~ &Á	U^ çæ^Á
FäI FÁ	ÛY ÖËJÖVÁ	V, [Öæ Á
FäI GÁ	ÛY ÖËJÖVÁ	Þ^çöÖæ Á
FäI HÁ	ÛY ÖËJÖVÁ	ÖUÖÆGA
FäI I Á	ÛY ÖËJÖVÁ	ÖUÖÆEHEÁ
FäI JÁ	ÛY ÖËJÖVÁ	Öç! [] Á
FäI Í Á	ÛY ÖËJÖVÁ	Úæ äæ Á
FäI Ì Á	ÛY ÖËJÖVÁ	Úæ äæ ÆGA
FäI Î Á	ÛY ÖËJÖVÁ	Úæ äæ ÆEHEÁ
FäI HÁ	ÛY ÖËJÖVÁ	Öç^ } ä * Á
FäÆHÁ	ÛY ÖËJÖVÁ	Ú } äæ Á
FäÆÍ Á	ÛY ÖËJÖVÁ	Ú } äæ ÆEHEÁ
FäÆÌ Á	ÛY ÖËJÖVÁ	Ú } äæ ÆGA
GÖä äÖ[ä^Á	Ú ä~ &Á	U^ çæ^Á
FäI Í Á	ÛÖXÖUÛÖVÁ	V, [Öæ Á
FäI Í Á	ÛÖXÖUÛÖVÁ	Þ^çöÖæ Á
GÖä äÖ[ä^Á	Ú ä~ &Á	U^ çæ^Á
FäI FÁ	ÛÖSSÖVÁ	V, [Öæ Á
FäI GÁ	ÛÖSSÖVÁ	Þ^çöÖæ Á
FäI HÁ	ÛÖSSÖVÁ	ÖUÖÆGA
GÖä äÖ[ä^Á	Ú ä~ &Á	U^ çæ^Á
FäI I Á	ÛÖSSÖVÁ	ÖUÖÆEHEÁ

8D8 '@cWU`GYfj]WV`7 cXYgs

8D8 '@cWU`8ca Ygh]WGYfj]WV`7 cXYgs

GÖä äÖ ä^Ä	Ú ä~ &Á	Ú^ ç&^Ä
GäFFA	ÚœÛÓOSA	V, [/Oæ Ä
GäFGÁ	ÚœÛÓÖSÁ	Þ^çOÖæ Ä
GäFHA	ÚœÛÓOSA	ÖÚÖÄSU ÖCSÄFGA
GäE Ä	ÚœÛÓÖSÁ	ÖÚÖÄSU ÖCSÄF EHEÄ
GäFÍ Ä	ÚœÛÓÖSÁ	Úæ äæ ÄFGÄ
GäEJÄ	ÚœÛÓÖSÁ	Úæ äæ ÄF EHEÄ
GäI FÄ	ÚœÛÓOSA	Úæ äæ Ä
GäI Í Ä	ÚœÛÓÖSÁ	Ú } äæ Ä
GäH Ä	ÚœÛÓÖSÁ	Ú } äæ ÄF EHEÄ
GäFÍ Ä	ÚœÛÓÖSÁ	Ú } äæ ÄFGÄ
GÖä äÖ ä^Ä	Ú ä~ &Á	Ú^ ç&^Ä
GäJFA	ÚPÖGÜPUUÄ	ÚPÖGÜPUUÄ
GÖä äÖ ä^Ä	Ú ä~ &Á	Ú^ ç&^Ä
GäI Í Ä	PUT ÖÖCSÄ	P { ^&ç Ä
GÖä äÖ ä^Ä	Ú ä~ &Á	Ú^ ç&^Ä
GäEFA	ÖYÜÜÖUUÜCSÄFA	P { ^&ç Ä
GäI Í Ä	ÖYÜÜÖUUÜCSÄFA	Þ^çOÖæ Ä
GäEHA	ÖYÜÜÖUUÜCSÄFA	ÖÚÖÄSU ÖCSÄFGA
GäE Ä	ÖYÜÜÖUUÜCSÄFA	ÖÚÖÄSU ÖCSÄF EHEÄ
GäEÍ Ä	ÖYÜÜÖUUÜCSÄFA	Úæ äæ ÄFGÄ
GäEÍ Ä	ÖYÜÜÖUUÜCSÄFA	Úæ äæ ÄF EHEÄ
GäI GÄ	ÖYÜÜÖUUÜCSÄFA	Úæ äæ Ä
GäI Í Ä	ÖYÜÜÖUUÜCSÄFA	Ú } äæ Ä
GäI JÄ	ÖYÜÜÖUUÜCSÄFA	Ú } äæ ÄF EHEÄ
GäI Í Ä	ÖYÜÜÖUUÜCSÄFA	Ú } äæ ÄFGÄ
GÖä äÖ ä^Ä	Ú ä~ &Á	Ú^ ç&^Ä
GäHFA	ÖYÜÜÖUUÜCSÄ Ä	P { ^&ç Ä
GäHGÄ	ÖYÜÜÖUUÜCSÄ Ä	Þ^çOÖæ Ä
GäHHÄ	ÖYÜÜÖUUÜCSÄ Ä	ÖÚÖÄSU ÖCSÄFGA
GäG Ä	ÖYÜÜÖUUÜCSÄ Ä	ÖÚÖÄSU ÖCSÄF EHEÄ
GäHÍ Ä	ÖYÜÜÖUUÜCSÄ Ä	Úæ äæ ÄFGÄ
GäGJÄ	ÖYÜÜÖUUÜCSÄ Ä	Úæ äæ ÄF EHEÄ
GäI HÄ	ÖYÜÜÖUUÜCSÄ Ä	Úæ äæ Ä
GäI Í Ä	ÖYÜÜÖUUÜCSÄ Ä	Ú } äæ Ä
GäGHÄ	ÖYÜÜÖUUÜCSÄ Ä	Ú } äæ ÄF EHEÄ
GäI FÄ	ÖYÜÜÖUUÜCSÄ Ä	Ú } äæ ÄFGÄ
GÖä äÖ ä^Ä	Ú ä~ &Á	Ú^ ç&^Ä
GäI Í Ä	ÖJÖÖPVÄ	P { ^&ç Ä
GäI GÄ	ÖJÖÖPVÄ	Þ^çOÖæ Ä
GäI HÄ	ÖJÖÖPVÄ	Ö ÄFGÄ
GäI Í Ä	ÖJÖÖPVÄ	Ö ÄF EHEÄ
GäI Í Ä	ÖJÖÖPVÄ	Úæ äæ Ä Ö ÄFGÄ
GäI JÄ	ÖJÖÖPVÄ	Úæ äæ Ä Ö ÄF EHEÄ
GäI Í Ä	ÖJÖÖPVÄ	Úæ äæ Ä
GäI Í Ä	ÖJÖÖPVÄ	Ú } äæ Ä
GäG Ä	ÖJÖÖPVÄ	Ú } äæ ÄF EHEÄ

Gál Í Á	ØÜÖØPVA	Û } áæ ÅGA
GÖä äÖ ä^A	Ui ä ~ &A	Û^ ç&^A
Gál Í Á	ÜÖXÜÜÜÖ^A	V, [Öæ Á
Gál Í Á	ÜÖXÜÜÜÖ^A	Þ^çÖæ Á

Á

8D8 '@cWU' =phYfbUh]cbU`GYfj]W'7cXYgs

GÖä äÖ ä^A	Ui ä ~ &A	Û^ ç&^A
GäFJÁ	ÖÜÖ^ÖŠÖEÜÜÖÁ	Ó^ ÁU æáÁ
Gál €Á	ÖÜÖ^ÖYÜÜÖÜÜÁ	Ó^ ÖÖÁ
Gál €Á	ÖÜÖ^ÖÖÖÖVÁ	ÖÜÖ^Öä^&A
Gál Í Á	ÖÜÖ^ÖÖÖÖVÁUÜÖ	ÖÜÖ^Öä^&A
Gál €Á	ÖÜÖ^ÖŠÖEÜÜÖÁ	ÖÜÖ^Öæ • ÖÁ